

PK 32080

Renault K P6X4 HEAVY 13L E3



CONTENT

CONFIGURATION OVERVIEW	
SCOPE OF SUPPLY FOR LOADER CRANE.....	
YOUR BENEFITS	
TECHNICAL DATA.....	
TRUCK	
INSTALLATIONS	

PRICE OVERVIEW

SCOPE OF SUPPLY

Item	pcs	Description
PK 32080	1	Palfinger crane
BS001	1	Additional stabilizers
EP 345	1	Hydraulic pump, fixed displacement
EZ2189-400	4	STABILIZER PAD 400x400x50 mm
EZ2236-400	4	Box for stabilizer pads
PZ-PREMIUM	1	Lifting Accessories Package Premium
TRUCK Renault	1	K P6X4 HEAVY 13L E3
Superstructure	1	MOUNTING as described below

CONFIGURATION OVERVIEW

YOUR SPECIFICATION

Position	Pcs	Description
PK 32080	1	Loader Crane Performance Range
HE	1	Certification
LA	1	Country Code
LAAU	1	Country code
TOWI	1	Dead centre over balance
R3X	1	Outriggers hydraulic, long
STZS3	1	Rigid stabilizer legs
AUS01	1	Emergency cut-off
STU01	1	Hour counter
LHV13	1	Load hold valves
OSK	1	Overload protection
B	1	3-section hydr. extension boom
PU002	1	Preparation for constant pump
RALSTD	1	Standard colour RAL3020
ÖLK02	1	Oil cooler 10,5kW, loose
TL200	1	200l hydraulic oil tank loose
LH08	1	Load hook
BRI-8	1	Mounting parts; bolts 8 pcs.
24V	1	Electricity
VPACK	1	Crating
EKAT	1	Spare parts catalogue
BTASPR	1	Language operator´s manual
CDSPR	1	Language USB Stick

EQUIPMENT

Position	Pcs	Description
EP 345	1	Fixed Displacement Pump (U) 81 l/min
BS001 NON-CE	1	BS001 Additional Stabilizers (NON-CE)
LAND-EU	1	Country Specification Europe
HE	1	Declaration of Incorporation
KRABSPR	1	Language Certification
EKAT	1	Spare Parts Catalogue
CDSPR	1	Language Documentation
STZS3 MTF-B	1	Rigid Stabilizer Cylinders
STÜ05	1	100 mm Elongated Stabilizer Rams
PAL50	1	Prepared for the Integration Into PAL50
GRUND	1	KTL Coated
24V	1	Electrics 24 Volt
EZ2189-400	4	Stabilizer Pad Square, 400 x 400 x 50 mm

EZ2236-400	4	Transport Box für 1x EZ2189-400
PZ-PREMIUM	1	Lifting Accessory Package Premium

SCOPE OF SUPPLY FOR LOADER CRANE

PK 32080 - Loader Crane Performance Range

BASIC UNIT:

- Lifting moment 298.0kNm (30.4mt)
 - Classification according to EN12999 H1/B3
 - High extension speed by applying return oil utilization and oil passage through the cylinders

 - Rack and pinion slewing system
 - Slewing angle 400°
 - Single stabilizer control with operated check valves on the stabilizer
 - Controls on each side of the crane
 - Box level on both control panels
-

HE - Certification

Installation declaration
Rigid stabilizer plates

LA - Country Code

CI - Ivory Coast

LAAU - Country code

CI - Ivory Coast



TOWI - Dead centre over balance

The end stops of the slew rack are located over the balance



R3X - Outriggers hydraulic, long

Hydraulically extendable with separate stabilizer controls
Double hydraulic outrigger lock without additional mechanical lock

- Reduction of setup time
 - Safety during operation
-



STZS3 - Rigid stabilizer legs

AUS01 - Emergency cut-off

Emergency cut-off and digital hour counter



STU01 - Hour counter
Crane hour counter (digital or via PALdiag)



LHV13 - Load hold valves
On main boom, knuckle boom and extension boom cylinders

OSK - Overload protection
Hydraulic with locking cylinders



B - 3-section hydr. extension boom


PU002 - Preparation for constant pump
Control valve prepared for constant pump




RALSTD - Standard colour RAL3020
Painting RAL3020



ÖLK02 - Oil cooler 10,5kW, loose
Longer service life of the oil, seals, valves and other hydraulic components through lower oil temperature



TL200 - 200l hydraulic oil tank loose
The shut-off valve and the elbow fitting are included



LH08 - Load hook
8t load hook with slide bearing and shackle



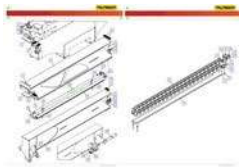
BRI-8 - Mounting parts; bolts 8 pcs.



24V - Electricity
24 volts



VPACK - Crating
Crane on pallet, accessories in boxes



EKAT - Spare parts catalogue

BTASPR - Language operator's manual
EN - English

CDSPR - Language USB Stick
EN - English

EQUIPMENT



BS001 NON-CE - BS001 Additional Stabilizers (NON-CE)

- max. supporting force 90 kN
- support width 2100 / 2200 / 2300 mm (to be determined at mounting)
- without outriggers
- internal mounting of hydraulics and electrics
- 24° metric fittings

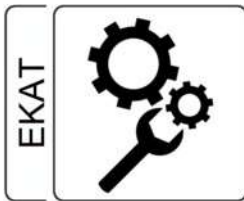
- developed and produced at PALFINGER
- low dead weight = higher payload
- high permissible supporting forces
- all supporting cylinders are equipped with tiltable stabilizer pads
- up to 50% improved stability
- protected hoses and cables due to the inside mounting
- maintenance optimized outrigger system

-
- high working speed due to return oil utilization
 - high quality KTL coating prevents corrosion

LAND-EU - Country Specification Europe

HE - Declaration of Incorporation

KRABSPR - Language Certification
EN - English

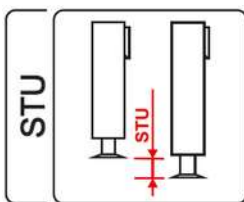


EKAT - Spare Parts Catalogue

CDSPR - Language Documentation
EN - English




STZS3 MTF-B - Rigid Stabilizer Cylinders




STU05 - 100 mm Elongated Stabilizer Rams



PAL50 - Prepared for the Integration Into PAL50



GRUND - KTL Coated
- high corrosion resistance



24V - Electrics 24 Volt



EZ2236-400 - Transport Box für 1x EZ2189-400
transport box for one stabilizer pad square 400 x 400 x 50 mm (EZ2189-400)
weight: 9 kg



EZ2189-400 - Stabilizer Pad Square, 400 x 400 x 50 mm
stabilizer pad square made of recycling plastic
dimensions (L x W x H): 400 x 400 x 50 mm
support load: 16 t
weight: 8 kg



EP 345 - Fixed Displacement Pump (U) 81 l/min
REXROTH axial piston fixed displacement pump single-flow
Technical data:
- universal rotation direction (U)
- displacement volume at 1000 rpm: 81 l/min
- max. speed: 2150 rpm
- dead weight: 12,3 kg
- dimensions (LxWxH): 245 x 114 x 201 mm
- incl. suction connection 1¼" - 50 mm - 0°



PZ-PREMIUM - Lifting Accessory Package Premium

scope of delivery:
- 4 round slings 3-layer / 2 t / length 2 m
- 4 round slings 3-layer / 2 t / length 4 m
- 2 round slings 3-layer / 3 t / length 3 m
- 2 round slings 3-layer / 4 t / length 3 m
- 2 load hooks for round slings / 2 t
- 2 load hooks for round slings / 3 t
- 4 bow shackles high strength cap. 3250 kg
- 4 bow shackles high strength cap. 4750 kg
- 4 bow shackles high strength cap. 6500 kg
- 2 chain slings 3,55 t / 4,5 m / shortenable
- 2 lifting belts / 3 t / length 5 m

YOUR BENEFITS

Coating Technology

A combination of cathodic dip painting and powder coating or two component finish coat paint guarantees highest quality standards for surfaces of PALFINGER's loader cranes.



Paltronic

With the PALTRONIC, PALFINGER offers the latest control electronics for the series production crane. Different systems are available depending on the series and the range of functions. The most important safety and comfort functions include such as overload protection and different variations of the stability control system HPSC and High Power Lifting System HPLS.

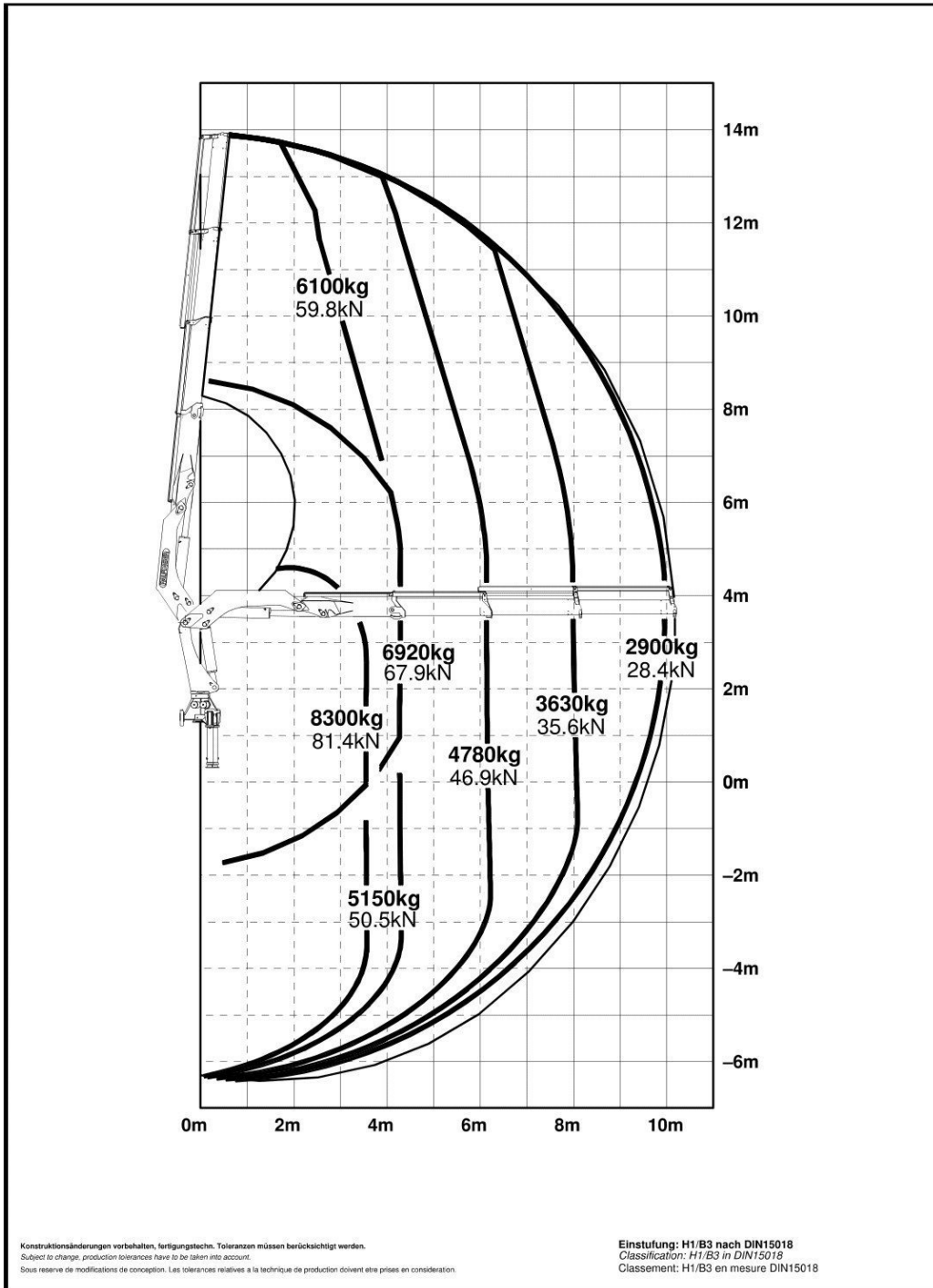


Low-maintenance extension system

With sliding elements made of synthetic material and the high-quality KTL coating, this boom system significantly simplifies service performed by the operator. This saves time and money – and protects the environment



TECHNICAL DATA



Max. lifting moment	30.4 mt
Slewing angle	400°
Slewing torque with 1 gear	3.8 mt
Max. operating pressure	300 bar

Country-specific regulations must be observed. Dimensions may vary. Subject to technical changes, errors and translation mistakes.

TRUCK

RENAULT TRUCKS K P6X4 HEAVY 13L E3 - GVW 34T / GTW 37.5 T



WEIGHTS

Wheelbase		mm	4.600
Maximum Weight (registered)	Total (GVW)	Kg	34000
Payload	(C)	Kg	24225
Kerb Weight	total	Kg	9775
Chassis cab kerb weight	Front axles (Liftable axle down)	Kg	5273
	Rear axles (Liftable axle down)	Kg	4502
Maximum Weight (registered)	Front axle 1	Kg	9000
	rear axle 1	Kg	13400
	rear axle 2	Kg	13400
	Rear axle(s)	Kg	26800
Maximum Weight (technical)	total (CoC: 16.1.)	Kg	35800
	front axles (CoC: 16.3.)	Kg	9000
	rear axles (CoC: 16.3.)	Kg	26800

This table includes the weights of the RENAULT TRUCKS options: full urea tank, oil, screen wash fluid and coolant at 100%, fuel fill level 90% and driver present (75 kg)

To maintain the driving comfort (lightness of steering, braking) of vehicles in all load and driving conditions once the vehicle is bodied, the following minimum axle load(s) must be respected: A value corresponding to 26% of the weight of the unladen bodied vehicle kerb weight (with driver, without passenger)

LENGTHS

Wheelbase		mm	4.600
Body length	Min. (Wmin / BEP L105)	mm	7434
	Max. (Wmax / BEP L105)	mm	7975
Front Overhang	(H / BEP L016)	mm	1488
Cab entry	(B / BEP L102)	mm	755
Wheelbase	(F / BEP L011)	mm	4600
Technical wheelbase	(F' / BEP L015)	mm	5285
Axle Spacing	Axle 2-3 (BEP L012.2)	mm	1370
Rear overhang	Chassis, overall (BEP L017)	mm	1575
Overall Chassis Length	(A / BEP L001)	mm	9033
Centre of Gravity of load	Min. (Ymin / BEP L104)	mm	543
	Max. (Ymax / BEP L103)	mm	813
Min Overall Length (Z)	(Zmin / BEP L001)	mm	9677
Max Overall Length (Z)	(Zmax / BEP L001)	mm	10218
Bodywork rear overhang	Min. (Xmin / BEP L017)	mm	2904
	Max. (Xmax / BEP L017)	mm	3445

HEIGHTS

Wheelbase		mm	4.600
Cab height (unladen)	(O)	mm	3293
Max. exterior height unladen	(BEP H001)	mm	3436
Side member height	(BEP H032)	mm	300
Ground clearance, laden	Front (U1 / BEP H015)	mm	361
	Rear (U3 / BEP H016)	mm	338
Frame top height at front axle	Unladen (H1 / BEP H035)	mm	1168
	Laden (H1 / BEP H036)	mm	1096
Frame top height at drive axle	Unladen (H2 / BEP H037)	mm	1193
	Laden (H2 / BEP H038)	mm	1126
Frame top height at the rear of the frame	Unladen (HN)	mm	1209
	Laden (HN)	mm	1145

WIDTHS

Wheelbase		mm	4.600
Max. cab width	(BEP W002)	mm	2492
Frame width	Front (BEP W035)	mm	1080
	Rear (BEP W036)	mm	852
Width at rear wheels	Rear axle 1 (V3 / BEP W003.2)	mm	2544
	Rear axle 2 (V5 / BEP W003.3)	mm	2544
Track	Front (V1 / BEP W013.1)	mm	2109
	Rear 1 (V2 / BEP W013.2)	mm	1874
	Rear 2 (V4 / BEP W013.2)	mm	1874

OTHER

Wheelbase		mm	4.600
Side member thickness	(BEP W034)	mm	13
Turning Radius	kerb to kerb	mm	9194.5
	Overall (BEP W012)	mm	9800

DXi13 ENGINE

420 hp - 13L - E3

6-cylinder in-line diesel engine - High-pressure fuel-injection (2400 bar) by pump injectors - 24 valves - overhead camshaft, rear-mounted timing

Bore 131 mm - stroke 158 mm - Capacity 12.8L

Electronically controlled fan

Turbocharger

Direction of rotation (seen from G/B end): anti-clockwise

Oil service interval up to 100,000 km

Sheet metal oil sump

EEC EURO III exhaust emissions level

Cooling liquid

ENGINE EQUIPMENT

Aluminium engine flywheel casing.

Fast idling control whilst moving (muddy site)

Automatic engine cut-off (5 min)

Without engine Power Take Off.

Electronic speed limiter (80 km/h).

CLUTCH

Single-plate clutch, diameter 430 mm

GEARBOX

Optidriver AT 2612 gearbox (14.94 - 1) with automatic clutch. Aluminium housing.

Max. torque 2550 Nm, 12 forward gears and 3 reverse gears. Steering wheel-mounted operating mode selection (automatic/manual) via gear shift selector,

Reinforcement of the Optidriver gearbox for heavy duty use (XTREM)

Heavy duty gearbox oil cooler, oil/water external heat exchanger

RETARDER

OPTIBRAKE+ :

Combination of the exhaust brake retarder and valve braking.

Full electronic management (power : 414kW at 2300 rpm), coupled to service brake.

POWER TAKE-OFF

Power take-off S81

Output: splined hollow shaft (DIN 5462)

Direction of rotation: opposite to engine

Torque: 1000 Nm

Ratios: 0.90/1.14

Position: 18h

STEERING

Power steering, variable-flow hydraulic pump

Steering ratio 26.2:1 - Steering wheel diameter 460 mm

Driving on the right

FRONT AXLE

Front suspension and hub joints with grease nipples

Front load capacity (technical max.): 9 t

WHEELS AND TYRES

Dimension 385/65 + 13 R22.5

Profile G. OMNITRAC S/ D

Steel Disc Wheels

Spare wheel and tyre supplied loose

REAR AXLES

Integral differential lock

Rear loading capacity (technical max.): 32 t Rear load equally distributed

Drive axle ratio: 3.76

Engine speed at 90 km/h: 0 rpm

Service brake:

Twin-cylinder air compressor 900 l/min, 636 cm³ Braking system with two independent circuits Drum brakes

Dust protection on rear brake

Electronic management of air production by EACU (Electronic Air Control Unit):

Dryer cartridge optimised by preventive maintenance.

Steel protective cover on EACU Silencer on pneumatic circuit Without rear trailer coupling.

Adaptation: "Forced parking brake if driver's door is open at a speed below 3 km/h"

High-position rear brake cylinders

EBS:

Hill Start Aid

Wheel anti spin regulation (ASR)

Brake pad wear balancing (discs)

Wheel antilock braking system (ABS)

Emergency braking assist (AFU)

Harmonisation of tractor and trailer braking

Brake performance warning

Coupling of retarders and service brakes

Parking brake:

EPB (Electronic Parking Brake) automatic parking brake, immobilization provided by spring cylinders

Reinforced parking brake

Brake adjustment:

Automatic brake lining slack compensation.

Emergency brake:

Ensured by independence of main device circuits

CAB

Cab exterior:

Day cab

All steel Cab, electro-zinc plated and cathophoretic paint treatment.

Cab paint colour: White ekla

technical code: 09350

Red badge

Four point mechanical cab suspension.

2 heated, remote control rear view mirrors.

2 wide angle rearview mirrors.

Kerb view mirror.

Rear view mirrors for bodywork up to 2.55 m wide

Fold-back front view mirror

Air horn

Front wing mudflaps

Exterior parts finished in black

External sun visor

Tinted, laminated windscreen.

Tinted rear cab window

Cab interior:

Cab interior finish - Dark

Quality roof console, 1 storage compartment with key lock, 1 storage space with net and 4 ISO modules

Interior sun blind on windscreen and driver's side window

- 7" colour multimedia touchscreen

Pre-equipment for cameras

Without tachograph

Manual roof vent

Mosquito net on air vent

Adjustable vertical damping

Adjustable seat back

Length and height-adjustable

Seat quick-drop function with height setting storage

Removable seat cover

Integral headrest

Two driver's armrests

Red seat belts

Seat belt fastened reminder

seat squab tilt

Length-adjustable

Integral headrest

Without air suspension

Cloth fabric trim

Blower

Removable rear storage compartment, left-hand side

Reading lamps on overhead ledge

Direct cab lighting

Cab lighting time-delay.

2 Coat hooks on rear panel

Electrically operated door windows

Electronic air conditioning.

Cab air filtration, washable filter

Handbook and Service pack in French.

2 loudspeakers.

Engine hourmeter.

Steering wheel equipment:

"Performance" 4-spoke steering wheel adjustable for height and depth, with control for cruise control

OPTIBRAKE and retarder control on right-hand side

3-way adjustable steering column

ROADPAD system comprising:

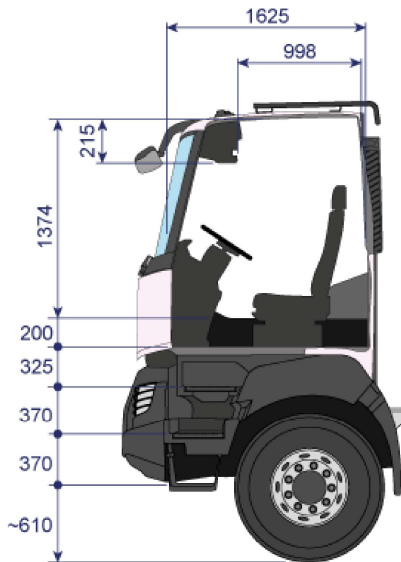
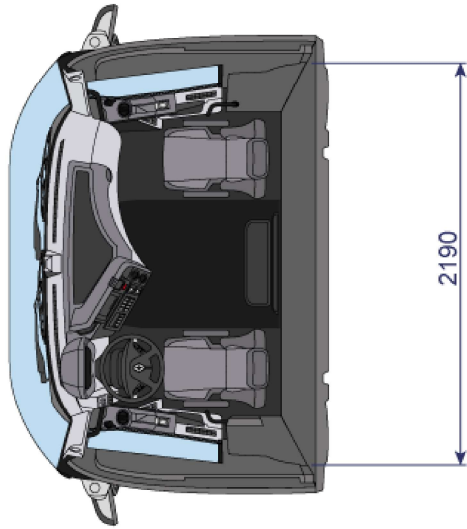
FM and DAB+ radio

- USB port and jack socket

- dual Bluetooth connection

Instrument panel:

COMPACT dashboard
7" HD colour information display
12V socket on dashboard, for accessories. Starting inhibitor controlled by transponder key. Start button
Customer speed +5 km/h downhill
Cruise control and speed limiter configurable by rotary control Power Mode (Eco/Eco Off)
Without Eco Mode



ELECTRONIC EQUIPMENT:

English and French language display Additional language (Spanish)
SAE cab socket for vehicle data extraction
[FMS Gateway fleet management interface 3.0](#)

ELECTRICAL EQUIPMENT

Battery capacity: 185 Ah Batteries with level check Battery cut-out remote control
Electrical circuit automatically goes to standby
Alternator : 150 amp capacity.

CHASSIS

Chassis protective paintwork, mineral grey colour technical code: 03650
[Full chassis reinforcement, from front to rear of vehicle](#) Standard rear overhang, pre-drilled for bodybuilder Reinforced removable front towing cap
Without rear under-run bar . Transmission crossmember Medium
Closing cross member with pre-drilling for towing yoke Twin cartridge air filtration for dusty environments, with cyclonic primary filtration
Side exhaust.

BUMPER - STEPS AND LIGHTING

Steel bumpers
Retractable windscreen access steps in radiator grille and under bumper
Access to driving position by 4 steps. 1st step flexible and of composite material.
Step lighting
[Reinforced cab access steps](#)
BUMPER CORNERS AND CENTER PAINTED IN BLACK
Lighting adjustment Lighting to EEC standards.
Provision for lighting rail on front end
[2 rotating orange LED lights](#)

SUSPENSION

Front suspension

3-leaf reinforced front leaf springs Stabiliser bar

Rear suspension:

11- leaf elliptic suspension
Stabiliser bar

FUEL TANK

Main steel tank.
Main fuel tank: 315 litres capacity D560 profile mounted on right
Heavy duty fuel prefilter (R120), reinforced on chassis.

AdBlue

without AdBlue tank

STANDARD EQUIPMENT

Tool kit.

Jack 20t

Reversing warning buzzer, including night switch.

Windscreen washer bottle capacity: 8.8L

BODYWORK

Flexible bodywork attachment with springs

Body mounting brackets at the front and fastening plates at the rear

Bodybuilder access through bulkhead Orange LED

side marker lights with reflector

Interface for bodybuilder connections and BBM module (Body Builder Module)

Bodybuilder electrical interface on chassis Electrical provision for crane

SERVICE

Optifleet:

Optifleet Check: technical data reports for fuel consumption monitoring by vehicle and by driver, 1-year prepaid subscription

Optifleet Map: vehicle geolocation, geofencing and route analysis, 1-year prepaid subscription

VEHICLE DEFINITION

Vehicle	K P6X4 HEAVY 13L E3
Wheelbase	W/BASE 4.600
Real Axle ratio	DRIVE AXLE RATIO 3.76
GVW	GVW 34T
GCW	GTW 37.5 T
Colour	EKLA WHITE (09350)
Tyres	G. OMNITRAC S/ D 385/65 + 13 R22.5

QUOTATION OF CHASSIS & RENAULT TRUCKS OPTIONS

Description

2 ORANGE ROTATING LED LIGHTS
2 WIDE ANGLE MIRRORS
385/65 + 13 R22.5
ADD ELEC INTERFACE BODY/CHASSIS
AUTOMATIC ENGINE CUT-OFF (5 MIN)
BODYBUILDER CABLE ACCESS TO CAB
BRAKING EQUIPMENT PROTECTION
CAB ACCESS STEPS MOUNTING REINFORCEMENT.
CAMERA PRE-EQUIPMENT
COMPLETE CHASSIS FRONT -> REAR REINFORCEMENT
EBS + ASR + HSA
ELECTRONIC AIR CONDITIONING
EMERGENCY APPLICATION OF THE PARKING BRAKE
ENGINE HOUR METER
EXTERIOR SUN VISOR
FMS GATEWAY 3.0
FOLDABLE FRT. VIEW MIRROR
FRONT BODY BRACKETS + RR PLATES
FRONT LOAD 9000 KG
G. OMNITRAC S/ D
HEAVY DUTY GEARBOX COOLING
JACK 20T
KERB VIEW MIRROR
MAX FRONT TECHNICAL CAPACITY 9000 KG
MULTIMEDIA SCREEN
N = 2945 mm
NEUTRAL SELECTION OVERRIDE
PRICE LIST INCREASE T43 (RTI)
PROVISION FOR CRANE ELECTRICS
REAR ROUND FOG LIGHTS (EXPORT)
REGULATORY SPEED LIMITER 80 KM/H
REM.CONTR.HTD. REAR MIRRORS
REVERSE BUZZER
ROADPAD
SIDE MARKER LAMPS
SPARE WHEEL (PROVISIONAL FIX.)
STEERING WHEEL 460+STEERING RATIO 26.2

INSTALLATIONS

Raw installation (Crane, Stabilizer, Hookloader, ...)

CR-60-LKW-F

Raw installation PK-crane 31-60mt, LKW-base, front

Crane installation:

- Positioning and installation of the crane behind the cabin of the provided truck, according to the installation guidelines

Subframe and side plates:

- Delivery and installation of a PALFINGER subframe with individually adapted side plates
- Primed and top coat painted in chassis color

Hydraulics:

- Installation of a provided hydraulic pump (PTO must be available on the truck)
- Incl. installation of the hydraulic piping for the crane
- Filling with PALFINGER PREMIUM Hydraulic Oil 32

Electrics:

- Installation of the electrical connection between crane and vehicle with customized cable harness
- Parameter setting of the vehicle for crane operation

Additional stabilizers:

- Positioning and installation of the provided additional stabilizer at the rear of the vehicle
- Delivery and installation of the hydraulic piping
- Installation of the electrical connection and implementation to the crane stability system

Functional check:

- Adjustment of the pump
- Palcheck crane
- Functional check for crane and final inspection of the vehicle

Displacements and Chassis adoptions

DISPLACE-00

Without adoptions and displacements

- Without any chassis adoptions
- Without any displacements like airtanks, APM, hydrodrive, etc.

Platform

PLAT-1001

PALFINGER top mounted platform - Basic

modified

Plateau:

- Made of steel, mounted on top of the subframe
- Surface sandblasted and primed
- Inner dimension: W=2.480mm (2.550 outside),
L= see code "PL-EXT-AP"

Border profile:

- 45° beveled edge, with lashing holes approx. every 280 mm
- Border profile painted in RAL standard colour

Platform floor:

- See code "P-STEEL-AP"

Frontwall:

- Made of 33 mm steel profile
- Height see code "FW-EXT-AP"
- Incl. stable front wall pillars, screwed to the floor
- Painted on both sides in RAL standard colour

Sidewalls:

- Made of 33 mm steel profile, foldable and detachable
- 2x divided (3 sidewalls per side) see code "3-WALL-AP"
- Height 600 mm (effective height 550 mm)
- Surface painted on both sides in RAL standard colour

Rear wall:

- Executed like side walls
- One-piece, foldable and detachable
- Incl. 1 pcs. foldable step up

Wall lock:

- Lock type Kinnegrip K20, painted
- Center and rear pillar detachable

PL-EXT-AP

Platform extension

- Length extension of "PLAT-1001" to 6.500 mm in clearance

FW-EXT-AP

Frontwall Extension

- Extension of the front wall up to 1.500 mm

P-STEEL-AP

Platform floor made of steel

- Platform floor made of steel checker plate (4/5 mm thickness)
- Primed and painted in RAL standard colour

CONT-STD-AP

Container locks - rigid

- Two pairs of JOST container locking devices for ISO-containers
- Suitable for the transport of a 20" container
- Position of the first locks approx. 200 mm behind the front wall
- Not extendable

3-WALL-AP

Additional side wall split

- Division of the side walls into three elements per side
- Incl. the addition of a second pillar

Add-on parts

GUARD-09	Non CE - mudguard <ul style="list-style-type: none">- Flat plates in front of and behind the rear axle, fixed on the crossbeams of the platform- Material: aluminum checker plate- Surface: natural aluminum- Only available for non-CE market
HITCH-TOW	Towing coupling <ul style="list-style-type: none">- Delivery and installation of an additional towing coupling- Type Ringfeder 6441 with trailer-load up to 25to- Can be used for drawbar eyes according to DIN 74 054
ADD-ON-00 <i>modified</i>	Without add-on-parts <p>Not included in the MCC scope of delivery are:</p> <ul style="list-style-type: none">- Rear underrun protection- Side underrun protection

Boxes and trays

BOX-40	Standard toolbox - steel - M (x2) <ul style="list-style-type: none">- Made of steel, black powder coated in RAL 9005- Lid with gas springs hinged at the bottom side- Dimensions approx. 1.000x500x500 mm (WxHxD)- Placed lateral at the chassis <i>behind the 3rd axle</i>- Load capacity max. 90 kg
PLATE-STD	Standard stabilizer plate holder (x4) <ul style="list-style-type: none">- Installation of the provided stabilizer plate holder

Accessories and special designs

REAR-CAM-02	Rear view camera - delivery and installation <ul style="list-style-type: none">- Delivery, installation and adjusting of a rear view camera- Model: RAV-M 118° with protection shutter- Incl. integration into the multimedia system of the truck
-------------	------------------------------------------------------------------------------------------------------------------------------------------------------------------------------------------------------------------------------------------------------------------------------------------

Stability setting

HPSC-NON-CE	NON-CE functional check <ul style="list-style-type: none">- Testing of all functionally relevant systems- without HPSC stability setting and without PDI- Vehicle is delivered without CE conformity declaration
-------------	---------------------------------------------------------------------------------------------------------------------------------------------------------------------------------------------------------------------------------------------------------

Approvals and hand over

TRAIN-00	Without training <ul style="list-style-type: none">- Training and handover to the end customer, in accordance with PALFINGER handover guidelines, is the responsibility of the respective dealer
----------	-----------------------------------------------------------------------------------------------------------------------------------------------------------------------------------------------------------------------

APP-00

Without approvals

- Without TÜV approvals, certificates or other expertises
- Responsible for the typing is the dealer or customer